

# GÖLZ®

BY

## CROMMELINS™ MACHINERY



Gölz, professional concreting solutions  
powered by 70 years of experience

# Innovative and Expansive for 70 Years

Since our founding in 1946, GÖLZ focuses on quality, service and innovation. Together with our customers, we constantly develop on new concepts and solutions for professional work with diamond tools and equipment. Our products are sold in over 40 countries through our own sales and service centres, or through trained distributors.

**Diamond Tools and Machines under one Roof**  
**GÖLZ – Your Partner for Professional Solutions in the**  
**Drilling and Sawing Industry**





## Core Drills

Professional solution for easy and convenient operation in road and building construction



## Table Saws

High precision cutting of tiles, bricks and blocks



## Floor Saws & Hand Tools

Compact machines for outdoor application



## Golz Accessories

Core Drill Bits, Diamond Blades, Drill Stands

---

## Available in Australia



## Core Drill Models Specifications

FB33P, FB33S, KB350

Available in Australia



## Table Saw Models Specifications

TS200, TS250

Available in Australia



## Floor Saw Models Specifications

FS125, FS175

Available in Australia



# Gölz Core Drills

## Drill Stands

Core drilling machines for different applications in building construction.



### KB110

The compact, lightweight and easy solution for all installation and fastening holes from Ø 10 - 162 mm



### DS250S

Reliable core drilling machine for all installation holes up to Ø 250 mm



### KB125

Lightweight and solid core drilling machine with roller carriage. For all installation holes up to Ø 162 mm



### KB250

Lightweight and professional core drilling machine for holes up to Ø 300 mm

## Hand Held Core Drilling Machines

Hand Drills for dry drilling in soft bricks and wet drilling in concrete, reinforced concrete and stone.



### TB10S

Single Speed Dry Drilling Hand Held Core Drill. Dry drilling with and without dust collection for switches and junction boxes



### FB20P

3-Speed Hand Held Core Drill. For hand held or drill stand operation

## Pneumatic and 2-stroke powered Core Drilling Machines

Core drilling machines for road works, sewage pipes and building construction.



### KB150 AIR

Multipurpose core drilling machine for the sewer, road and building industry



### KB150 2-STROKE

Multipurpose core drilling machine for the sewer, road and building industry

## Core Drill Packages

Adaptable with numerous electric, petrol, pneumatic and hydraulic motors.



### KB130

The established and proven Core Drill Set for the construction site up to Ø 250 mm



### KB400

Heavy User core drilling machine with combined slider/roller carriage. For holes up to Ø 400 mm



### KB500

Heavy User core drilling machine with combined slider/roller carriage. For holes up to Ø 600 mm

For several applications as fixings, installations and openings for gas, water, heating and air supplies.



### FB23S / FB23P / FB25P

2-Speed Heavy Duty Hand Held Core Drill. Compact Core Drill for anchor and installation holes



### FB33S / FB33P

3-Speed Heavy Duty Hand Held Core Drill. Powerful core drill with full metal housing for hand held or drill stand operation



### FB33PNT / FB33SNT

3-Speed Heavy Duty Hand Held Core Drill. Powerful core drill with full metal housing for hand held or drill stand operation

Powered by STIHL 2-stroke motors are the most flexible solution in the construction industry.



### KB200 2-STROKE

Specially designed for taking core samples from roads or installing barrier posts and different kind of bollards



### KB350 2-STROKE

The original and most modern solution in pipe and sewage drilling for house connections and surface water with GÖLZ KB 350 and Stihl-2-stroke-engine

# Gölz Table Saws

## Tile Saws and Granite Saws

Powerful and robust table saws for the building construction and stone market.



### TS200

Tile Saw  
Cutting length 720 mm  
Blade Ø 200 mm



### TS250

Tile Saw  
Cutting length 1.140 mm  
Blade Ø 250 mm



## Masonry Saws



### MS350C / L

MS350C - Cutting length 560 mm  
MS350L - Cutting length 700 mm  
Blade Ø 350 mm



### MS400

Cutting length 700 mm  
Blade Ø 400 mm



### MS400A

Cutting length 800 mm  
Blade Ø 400 mm

## Block Saws



### BS400E / P

Electric / petrol engine  
Cutting length 650 mm  
Blade Ø 400 mm



### BS600

230 V / 400 V  
Cutting length 400 mm / 600 mm  
Blade Ø 600 mm



## GS350

Granite Saw  
Cutting length 1.200 mm  
Blade Ø 350 mm



## GS350A

Granite Saw  
Cutting length 2.000 mm  
Blade Ø 350 mm



## MS700A BASIC

Cutting length 650 mm / 800 mm  
Blade Ø 700 mm



## MS700A

Cutting length 650 mm / 800 mm  
Blade Ø 700 mm



## BS650

Cutting length 500 mm  
Blade Ø 650 mm



## BS1000

Cutting length 600 mm  
Blade Ø 1.000 mm



# Gölz Floor Saws

## Floor Saws / Push Saws

Powerful and heavy duty floor saws for cutting in concrete and asphalt.



### FS125

70 HP Robin / Subaru petrol engine  
Blade Ø 350 mm  
Cutting depth 120 mm



### FS175

14 HP Robin / Subaru petrol engine  
Blade Ø 450 mm  
Cutting depth 165 mm



## Floor Saws / Self Propelled



### FS190

13 HP Honda petrol engine  
Blade Ø 500mm  
Cutting depth 190 mm



### FS250B / D

25 HP Honda petrol Engine /  
20 HP Hatz Diesel Engine  
Blade Ø 800 mm  
Cutting depth 310 mm



### FS125E

3 kW-400 V 3-phase electric motor  
Blade Ø 350 mm  
Cutting depth 120 mm

## Hand-Held Power Tools



### SF150 WALL CHASER

Powerful Wall Chaser -  
Designed for your safety  
and comfort



### ES 350 ELECTRIC CUT OFF SAW

Electrical Cut Off Saw for wet and dry operation.  
The all-round saw for most of your sawing requirements  
up to a cutting depth of 130 mm (5 inch)



Versions available with various petrol, diesel and electric engines for different applications.



## FS170

Petrol, Diesel or Electric motor  
Blade Ø 450 mm  
Cutting depth 165 mm



## FS17

13 HP Honda petrol engine  
Blade Ø 450 mm  
Cutting depth 170 mm



## FS23E

4 kW-400 V 3-phase electric motor  
Blade Ø 600 mm  
Cutting depth 230 mm



## FS240SE

7.5 kW-400 V 3-phase electric motor  
Blade Ø 800 mm  
Cutting depth 330 mm



## FS40E

15 kW-400 V 3-phase electric motor  
Blade Ø 1000 mm  
Cutting depth 400 mm



## SM125 CONCRETE GRINDER

Robust and powerful - perfect for your grinding and polishing requirements for small jobs. Easy polishing - grinding - cleaning

## Diamond Blades for Tile Saws

8 & 10" Premium sintered blades



### CW02

Ceramic premium sintered, fast cutting for ceramic, porcelain tiles, thin segment.



### LUT02

Granite premium laser welded, special cooling holes design for reducing the extra heat and keeping stable performance during cutting. for fast cutting concrete, reinforced concrete, tiles, medium intensive tiles, general purpose

## Diamond Blades for Masonry Saws

14 to 18" Concrete Blades & 14 to 18" Combination Blades




### LC01

Concrete premium laser welded, for fast cutting concrete, reinforced concrete, hard bricks and material with hard component.



### LUSA01

Combination premium silent laser welded, sandwich steel core and segment design, fast cutting for concrete, reinforced concrete, tiles, stone, medium intensive tiles, general purpose, segment height 16mm



### LUT02

Limestone premium laser welded, special cooling holes design for reducing the extra heat and keeping stable performance during cutting. For fast cutting concrete, reinforced concrete, tiles, medium intensive tiles, general purpose, segment height 16mm



### LUAT02

Combination premium laser welded, sandwich segment design, fast cutting in concrete, reinforced concrete, tiles, stone, medium intensive tiles, general purpose, segment height 16mm

## Diamond Blades for Floor Saws

14 to 18" fast cutting blades




### LA01

Asphalt Premium laser welded, for fast cutting asphalt, green concrete and material with abrasive components.



### LUSA01

Combination premium silent laser welded, sandwich steel core and segment design, fast cutting for concrete, reinforced concrete, tiles, stone, medium intensive tiles, general purpose, segment height 16mm



### LUT02

Limestone premium laser welded, special cooling holes design for reducing the extra heat and keeping stable performance during cutting. For fast cutting concrete, reinforced concrete, tiles, medium intensive tiles, general purpose, segment height 16mm



### LUAT02

Combination premium laser welded, sandwich segment design, fast cutting in concrete, reinforced concrete, tiles, stone, medium intensive tiles, general purpose, segment height 16mm

## UNC Core Drill Bits



Drill Bits for concrete, reinforced concrete, brickwork, asphalt, granite and ductile cast iron pipes  
Excellent performance with good lifetime

## 3 Flange Core Drill Bits



Drill Bits for concrete, reinforced concrete, brickwork, asphalt, granite and ductile cast iron pipes  
Excellent performance with good lifetime

## KB125 Drill stand



### KB125

Lightweight and solid core drilling machine with roller carriage. For all installation holes up to Ø 162 mm

**KB 125 is the complete solution with ring collar, angle device and anchor-/vacuum base.**

- Lightweight and solid drill stand: 12 kg
- Travel length: 650 mm
- Maximum diameter: 162 mm
- Angle drilling device up to 45°
- Aluminium roller carriage provides a smooth and precise guiding
- Left and right handed operation
- Laser pointer for accurate setup
- Aluminium anchor-/vacuum base
- Tool and fastening kit included



**Great Britain**

Gölz (UK) Ltd.  
Unit A5  
Springhead, Enterprise Park  
Northfleet  
Kent DA 11 8HB  
Tel +44 1 474 321 679  
Fax +44 1 474 321 477  
E-Mail [info@goelz.co.uk](mailto:info@goelz.co.uk)

**Benelux**

Gölz Benelux N.V. Belgien  
Eupener Straße 61  
B-4731 Raeren-Eynatten  
Tel +32 (0) 87 55 23 49  
Fax +32 (0) 13 78 33 28  
E-Mail [benelux@goelz.de](mailto:benelux@goelz.de)

**Germany**

Gölz GmbH  
Postfach 26  
53938 Hellenthal  
Dommersbach 51  
53940 Hellenthal  
Tel +49 (0) 2482 - 120  
Fax +49 (0) 2482 - 12 222  
E-Mail [info@goelz.de](mailto:info@goelz.de)

**France**

Gölz S.A.S.  
1, rue de la Mairie  
F-67370 Berstett  
Tel +33.(0)3.88.59.43.00  
Fax +33.(0)3.88.59.47.77  
E-Mail [info@golz.fr](mailto:info@golz.fr)

**Austria**

Gölz Ges.m.b.H.  
Samstraße 52  
A-5020 Salzburg  
Tel +43 (0) 662 - 43 81 75  
Fax +43 (0) 662 - 43 07 34  
E-Mail [info@goelz.at](mailto:info@goelz.at)

**USA**

Golz L.L.C.  
5860 East Osage Ridge Lane  
Columbia MO 65203-6018  
Tel +1 573 44 526 83  
Fax +1 815 25 262 05  
E-Mail [info@golzgroup.com](mailto:info@golzgroup.com)

**Australia**

139 Welshpool Rd  
Welshpool WA 6106  
Tel +61 8 9350 5588  
Fax +61 8 9451 6381



**CROMMELINS™**  
MACHINERY

**GÖLZ®**



# Core Drill Equipment

[www.golzgroup.com](http://www.golzgroup.com)

# FB33P, FB33S Hand Held Core Drilling Machine

## 3-Speed Heavy Duty Hand Held Core Drill.

**Powerful core drill with full metal housing for hand held or drill stand operation**

- 3-Speed Gearbox
- Drill Bit connection 1 1/4" UNC + R 1/2"
- PRCD integrated in the power cord
- Softstart and thermal overload protection
- FB33P - wet use up to 160
- FB33S - wet and dry use up to 200mm
- Horizontal & Vertical Bubble Levels
- Toolset SW32 & SW41 inclusive
- Carrying case inclusive



Specifications	GÖLZ FB33P	GÖLZ FB33S
Operation	Wet	Wet & Dry
Style	Pistol-handle	D-handle
Motor	Single phase, 230 V, 50 Hz	
Power	2,2 kW (1,5 kW)	
RPM	520/1400/2900 min <sup>-1</sup>	
Gears	3	
Bit-ø in Concrete (Wet)	20 - 110 mm - Hand held 20 - 200 mm - Stand mounted	
Bit-ø in Brickwork (Dry)	20 - 200 mm - Hand held	
Drill bit connection	1 1/4" UNC + R1/2"	
Water connection	Gardena	
Ring collar Ø	60 mm	
Dimensions (LxWxH)	440x100x285 mm	562x100x150 mm
Weight	6,5 kg	





## Light weight and solid core drill stand with roller carriage. The professional choice for all installation holes up to Ø 162 mm

**KB 125 is the complete solution with 60mm ring collar, angle device and anchor-/vacuum base.**

- Lightweight and solid drill stand: 12 kg
- Travel length: 650 mm
- Maximum diameter: 162 mm
- Angle drilling device up to 45°
- Aluminium roller carriage provides a smooth and precise guiding
- Left and right handed operation
- Laser pointer for accurate setup
- Aluminium anchor-/vacuum base
- Tool kit included



### **Vacuum Pump VP 25**

- 230 V, 250 Watt, 50 Hz, 1400 min<sup>-1</sup>, IP44
- Safety tank 5 L and vacuum breaker
- Suction volume: 25 L/min
- Dimensions (LxWxH): 370x200x500 mm
- Weight: 12,7 kg



### **Vacuum Kit for Aluminum Drill Stands**

consisting of vacuum valve and rubber

- V-Kit KB 125 / DS 250 S



### **Water Tank**

- 10 L pressurized water tank
  - Incl. 4 m water hose
  - With GÖLZ-brass-coupling for KB 200 and KB 350 with Stihl engine
- Or
- For core drill motors and core drilling machines with garden-hose-coupling



**GÖLZ KB350**







# KB350 Core drilling machine

The **ORIGINAL** and most modern solution in pipe and sewage drilling for house connections and surface water with **GÖLZ KB 350** and **Stihl-2-stroke-engine**

- > Most advanced design
- > Top class components by magnesium high-pressure die casting
- > Compact and light weight design, approved to operate under constricted space
- > Proven STIHL-Engine technology combined with GÖLZ equipment concept ensure highest reliability, efficiency and safety in operation
- > Independant operation- where no public power supply is available.



## Gölz KB 350 standard package

- Drill stand, travel length 450 mm, pipe base, self centering
- Ground frame with 2 ground fixing spikes
- Fastening strap 2.1 meter with clamping ratchet for fixing directly on sewage pipe
- STIHL 2-stroke-engine, 2.8 kW (3.8 PS)
- Exhaust gas hose, 4m
- Gearbox with water swivel, 300 rpm
- Drilling diameter: max  $\varnothing$  354 mm
- Drill bit connection: Gölz 3-bolt-flange / 1 1/4" UNC
- Pressurised 10 litre water tank
- Total weight with Stihl engine: 45 kg
- **Core Drill Bit not included**

## Problem solution for house connection in sewage pipes

### Examples

- 1 90° drill in sewage pipe.  
Fixing by ground spikes.
- 2 90° drill in concrete pipe.  
Fixing by vacuum pads (accessory).
- 3 90° drill in sewage pipe.  
Pipe base clamped between concrete pipe and trench and secured by ground spikes.
- 4 45° drill in cast iron pipe.  
Fixing by strap, clamping ratchet and angle support (accessory).






Hydraulic motor HBM100



Air motor LZL15

# KB350 Core drilling machine

**For use in any mounting position!**





## Accessories KB350

Excavator conversion kit



45° Angle support



### GÖLZ-KB350

### Drill bit connection Gölz 3-bolt-flange

Complete with	Power / Pressure	RPM	Drilling Diameter
2-stroke motor STIHL 2-stroke-motor	2,8 kW	300 min <sup>-1</sup>	Ø 110 - 354 mm

**CROMMELINS™**  
MACHINERY

**GÖLZ®**



# Table saws

[www.golzgroup.com](http://www.golzgroup.com)

## Professional tile cutting machines!

**TS200 - Blade Ø 200 mm**

**Cutting length 560 mm**

**TS250 - Blade Ø 250 mm**

**Cutting length 980 mm**

- Cutting head adjustable up to 45° (Jolly cutting)
- Removable water tub, easy for cleaning
- Foldable legs
- Adjustable cutting length
- Removable cutting table, easy for cleaning
- Electric water pump with quick coupling, easy for changing the pump



45° miter-cut built-in

Specifications	GÖLZ TS200	GÖLZ TS250
Motor	Electric, 230V, 50Hz, IP54	
Power	1,3 kW	
Max. cutting depth	40 mm	65 mm
Max. blade size	200 mm	250 mm
Arbor hole	25,4 mm	25,4 mm
Cutting length	560 mm (720 mm)	980 mm (1140 mm)
Shaft speed	2.800 min <sup>-1</sup>	2.800 min <sup>-1</sup>
45° miter-cut	Built-In	Built-In
Water pump	S2, 230 V, 50 Hz, 55 Watt	
Blade flange size Ø	64 mm	64 mm
Transport wheels	yes	yes
Cutting table (LxW)	720 x 480 mm	1.140 x 480 mm
Dimensions (LxWxH)	1.220 x 540 x 1.299 mm	1.640 x 540 x 1.299 mm
Weight	57 kg	72 kg



quick coupling of water pump



extension working table (optional accessory)



foldable legs



removable water tub



transport handles



removable cutting table



# Bridgesaws for tiles and natural stones







**CROMMELINS™**  
MACHINERY

**GÖLZ®**



**Floor saws**

[www.golzgroup.com](http://www.golzgroup.com)



**Robust and user friendly for small road repair jobs or cutting small trenches for piping.**

**The alternative solution to a cut off saw on cart.**

**Compact - Lightweight - Quiet - Stable**

**7.0 HP Robin/Subaru petrol engine**

**Blade-ø 350mm**

**Cutting depth 120 mm**

- Adjustable anti-vibration handles for operators comfort
- Cutting depth adjustment by handwheel
- Cutting depth indicator
- Front cutting guide
- Parking break
- Lifting hook incorporated into frame
- 25 L water tank, easy to fill
- Big rear wheels for optimum chassis clearance
- Durable Poly-V belt for an optimum of power transmission



Specifications	GÖLZ FS125
Max Cutting depth	120 mm
Blade diameter	350 mm
Shaft size	25,4 mm
Water tank	25 Liter
Engine	Honda GX200
Engine power (net power)	6.5HP/4.8 kW (5.5HP/4.1kW)
Shaft speed	2.730 min <sup>-1</sup>
Feed motion	Push
Cutting depth adjustment	Handwheel
Power transmission	Poly-V Belt
Hand Arm Vibrations	4,5 m/s <sup>2</sup>
Dimensions (LxWxH)	650 x 450 x 1.000 mm
Weight	77 kg



Emergency Stop



Parking break



Cutting depth indicator



Adjustable anti vibration handles for operators comfort



Lifting hook



Cutting depth locking device



Attachable water tank, easy to fill



Cutting depth adjustment by handwheel

## Diamond Blades

Diamond Blades for asphalt and concrete, please check our Diamond Tools catalogue.

# FS175 Floor Saw

**Compact and solid Push Saw for small services and repair jobs in roadworks. The height adjustable Anti-Vibration Handles have a clear focus on operators convenience. Compact - Robust - Comfortable.**



Emergency stop



Cutting depth indicator



Lifting hook



Attachable water tank,  
easy to fill

## 14 HP Robin/Subaru petrol engine Blade-ø 450mm Cutting depth 165 mm

- Adjustable anti-vibration handles for operators comfort
- Cutting depth adjustment by handwheel
- Cutting depth indicator
- Front cutting guide
- Parking break
- Lifting hook incorporated into frame
- 25 L water tank, easy to fill
- Big rear wheels for optimum chassis clearance
- Durable Poly-V belt for an optimum of power transmission



Parking break



Adjustable anti vibration handles for operators comfort



Cutting depth locking device



Cutting depth adjustment by handwheel

Specifications	GÖLZ FS175
Max Cutting depth	165 mm
Blade diameter	450 mm
Shaft size	25.4 mm
Water tank	25 Liter
Engine	Honda GX390
Engine power (net power)	13HP/9.5kW (11.8HP/8.7kW)
Shaft speed	2.300 min <sup>-1</sup>
Feed motion	Push
Cutting depth adjustment	Handwheel
Power transmission	Poly-V Belt
Hand Arm Vibrations	4.5 m/s <sup>2</sup>
Dimensions (LxWxH)	1.220 x 491 x 1.160 mm
Weight	110 kg

### Diamond Blades

Diamond Blades for asphalt and concrete, please check our Diamond Tools catalogue.



**Light weight portable saws for the general constructor with maximum performance for repairs and cutting jobs in the construction industry**







**Great Britain**

Gölz (UK) Ltd.  
Unit A5  
Springhead, Enterprise Park  
Northfleet  
Kent DA 11 8HB  
Tel +44 1 474 321 679  
Fax +44 1 474 321 477  
E-Mail [info@goelz.co.uk](mailto:info@goelz.co.uk)

**Benelux**

Gölz Benelux N.V. Belgien  
Eupener Straße 61  
B-4731 Raeren-Eynatten  
Tel +32 (0) 87 55 23 49  
Fax +32 (0) 13 78 33 28  
E-Mail [benelux@goelz.de](mailto:benelux@goelz.de)

**Germany**

Gölz GmbH  
Postfach 26  
53938 Hellenthal  
Dommersbach 51  
53940 Hellenthal  
Tel +49 (0) 2482 - 120  
Fax +49 (0) 2482 - 12 222  
E-Mail [info@goelz.de](mailto:info@goelz.de)

**France**

Gölz S.A.S.  
1, rue de la Mairie  
F-67370 Berstett  
Tel +33.(0)3.88.59.43.00  
Fax +33.(0)3.88.59.47.77  
E-Mail [info@golz.fr](mailto:info@golz.fr)

**Austria**

Gölz Ges.m.b.H.  
Samstraße 52  
A-5020 Salzburg  
Tel +43 (0) 662 - 43 81 75  
Fax +43 (0) 662 - 43 07 34  
E-Mail [info@goelz.at](mailto:info@goelz.at)

**USA**

Golz L.L.C.  
5860 East Osage Ridge Lane  
Columbia MO 65203-6018  
Tel +1 573 44 526 83  
Fax +1 815 25 262 05  
E-Mail [info@golzgroup.com](mailto:info@golzgroup.com)

**Australia - Crommelins Machinery**

139 Welshpool Rd  
Welshpool WA 6106  
Tel +61 8 9350 5588  
Fax +61 8 9451 6381  
Email [golz@golz.com.au](mailto:golz@golz.com.au)

Your GÖLZ dealer

